








Coffee House

Custom Built to Meet Your Needs

ABE cold brew coffee houses are built with a lasered false bottom, and an optional secondary filter with a nylon bag with your choice of micron size. The rake/plow system is available on all units for easy agitation and an automatic spent-ground removal. Easily adjust your pumps, motors, and temperatures with the platform mounted control box.

Your Complete Package

Each coffee house that leaves our facility carries UL certification and an industry-leading five year limited warranty on the metal and welds. In addition to a comprehensive spare parts inventory, you'll receive superior customer support from our team right here in Lincoln, Nebraska with any ABE purchase.

	5bbl - 60bbl Options
	Glycol Jacketed
	Custom Options Available
	UL Compliant
	Designed & Assembled in Lincoln, NE